



crop estimates committee oesskattingskomitee

From/Van: Mr Baldwin Netshifhefhe
Tel: 012 319 8043/32 • **Fax/Faks:** 012 319 8031 • **E-mail/E-pos:** BaldwinN@dalrrd.gov.za

Web page/Webblad: www.dalrrd.gov.za/statistics and economic reports or
www.saqis.org.za/CEC: Crop Estimates EMBARGO: 14:30



agriculture, land reform
& rural development

Department:
Agriculture, Land Reform and Rural Development
REPUBLIC OF SOUTH AFRICA

28 February / Februarie 2022

The **revised** area planted estimate and **first** production forecast for summer crops for 2022 is hereby released.
 Hiermee word die **herisiene** oppervlakte- en **eerste** produksieskatting vir somergewasse vir 2022 vrygestel.

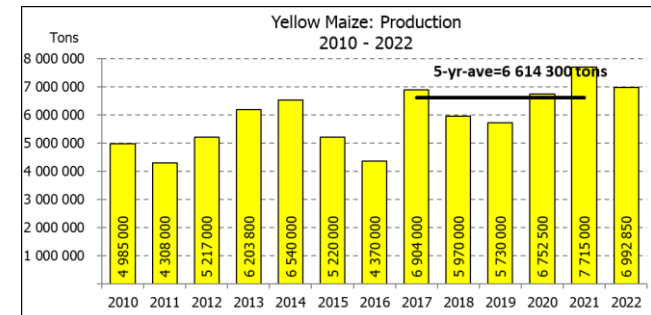
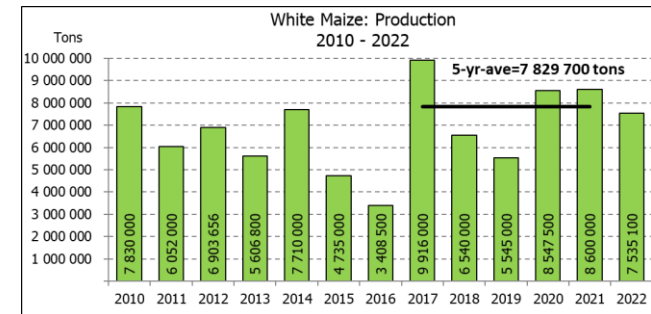
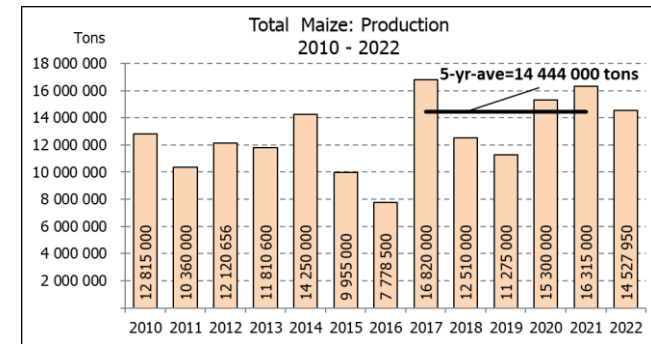
SUMMER CROPS – REVISED AREA PLANTED AND FIRST PRODUCTION FORECAST: 2022

SOMERGEWASSE – HERSIENE OPPERVLAKE- EN EERSTE PRODUKSIESKATTING: 2022

CROP/GEWAS	Area planted/ Opp beplant 2022 Ha (A)	1 st forecast/ 1 ^{ste} skatting 2022 Tons (B)	Area planted/ Opp beplant 2021 Ha (C)	Final crop/ Finale oes 2021 Tons (D)	Change/ Verandering/ %
					(B) ÷ (D)
Commercial/Kommersieël:					
White maize/Witmielies	1 571 000	7 535 100	1 691 900	8 600 000	-12,38
Yellow maize/Geelmielies	1 042 500	6 992 850	1 063 500	7 715 000	-9,36
Total Maize/Totale Mielies	2 613 500	14 527 950	2 755 400	16 315 000	-10,95
Sunflower seed/Sonneblomsaad	655 700	914 350	477 800	678 000	+34,86
Soybeans/Sojabone	915 300	1 821 400	827 100	1 897 000	-3,99
Groundnuts/Grondbone	44 900	69 200	38 550	64 300	+7,62
Sorghum	37 700	146 590	49 200	215 000	-31,82
Dry beans/Droëbone	42 900	59 690	47 390	57 672	+3,50
TOTAL/TOTAAL	4 310 000	17 539 180	4 195 440	19 226 972	-8,78

Note: Estimate is for calendar year, e.g. production season 2021/22 = 2022

Nota: Skatting is vir kalenderjaar, bv. produksie-seisoen 2021/22 = 2022



WHITE AND YELLOW MAIZE – REVISED AREA PLANTED AND FIRST PRODUCTION FORECAST: 2022

WIT- EN GEELMIELIES – HERSIENE OPPERVLAKTE EN EERSTE PRODUKSIESKATTING: 2022

Provinsie/ Province	Area planted/ Oppervlakte beplant 2022			1 st forecast/ 1 ^{ste} skatting 2022			Area planted/ Oppervlakte beplant 2021			Final crop/ Finale oes 2021		
	White/ Wit Ha	Yellow/ Geel Ha	Total/ Totaal Ha	White/ Wit Tons	Yellow/ Geel Tons	Total/ Totaal Tons	White/ Wit Ha	Yellow/ Geel Ha	Total/ Totaal Ha	White/ Wit Tons	Yellow/ Geel Tons	Total/ Totaal Tons
Western Cape/Wes-Kaap	500	3 500	4 000	4 750	32 900	37 650	500	3 500	4 000	4 800	33 300	38 100
Northern Cape/Noord-Kaap	1 000	43 500	44 500	12 000	674 250	686 250	3 400	41 000	44 400	40 300	627 300	667 600
Free State/Vrystaat	826 500	395 000	1 221 500	3 719 250	2 370 000	6 089 250	907 500	420 000	1 327 500	4 492 000	2 542 000	7 034 000
Eastern Cape/Oos-Kaap	6 000	20 500	26 500	39 000	143 500	182 500	6 000	18 000	24 000	39 000	133 200	172 200
KwaZulu-Natal	50 000	59 000	109 000	300 000	460 200	760 200	50 000	55 000	105 000	310 000	451 000	761 000
Mpumalanga	165 000	350 000	515 000	1 072 500	2 275 000	3 347 500	165 000	360 000	525 000	1 100 500	2 820 000	3 920 500
Limpopo	15 500	25 000	40 500	102 300	205 000	307 300	16 500	21 000	37 500	112 200	172 200	284 400
Gauteng	56 500	56 000	112 500	350 300	364 000	714 300	58 000	50 000	108 000	371 200	380 000	751 200
North West/Noordwes	450 000	90 000	540 000	1 935 000	468 000	2 403 000	485 000	95 000	580 000	2 130 000	556 000	2 686 000
Total/Totaal	1 571 000	1 042 500	2 613 500	7 535 100	6 992 850	14 527 950	1 691 900	1 063 500	2 755 400	8 600 000	7 715 000	16 315 000

SUNFLOWER SEED – REVISED AREA PLANTED AND FIRST PRODUCTION FORECAST: 2022

SONNEBLMSAAD – HERSIENE OPPERVLAKTE EN EERSTE PRODUKSIESKATTING: 2022

Province/ Provinsie	Area planted/ Opp beplant Ha 2022	1 st forecast/ 1 ^{ste} skatting Tons 2022	Area planted/ Opp beplant Ha 2021	Final crop/ Finale oes Tons 2021
Western Cape/Wes-Kaap	-	-	-	-
Northern Cape/Noord-Kaap	2 500	3 000	1 100	1 320
Free State/Vrystaat	357 000	517 650	235 000	352 500
Eastern Cape/Oos-Kaap	300	450	300	450
KwaZulu-Natal	-	-	-	-
Mpumalanga	3 500	5 250	3 500	5 250
Limpopo	100 000	100 000	76 500	76 500
Gauteng	2 400	3 000	4 400	5 720
North West/Noordwes	190 000	285 000	157 000	236 260
Total/Totaal	655 700	914 350	477 800	678 000

SOYBEANS – REVISED AREA PLANTED AND FIRST PRODUCTION FORECAST: 2022

SOJABONE – HERSIENE OPPERVLAKTE EN EERSTE PRODUKSIESKATTING: 2022

Province/ Provinsie	Area planted/ Opp beplant Ha 2022	1 st forecast/ 1 ^{ste} skatting Tons 2022	Area planted/ Opp beplant Ha 2021	Final crop/ Finale oes Tons 2021
Western Cape/Wes-Kaap	-	-	-	-
Northern Cape/Noord-Kaap	800	2 800	1 000	3 500
Free State/Vrystaat	410 000	738 000	365 000	766 500
Eastern Cape/Oos-Kaap	3 000	7 500	3 100	9 300
KwaZulu-Natal	39 000	132 600	36 000	129 600
Mpumalanga	300 000	570 000	290 000	644 550
Limpopo	22 500	76 500	20 500	71 750
Gauteng	45 000	94 500	42 000	105 000
North West/Noordwes	95 000	199 500	69 500	166 800
Total/Totaal	915 300	1 821 400	827 100	1 897 000

GROUNDNUTS – REVISED AREA PLANTED AND FIRST PRODUCTION FORECAST: 2022**GRONDBONE – HERSIENE OPPERVLAKTE EN EERSTE PRODUKSIESKATTING: 2022**

Province/ Provinsie	Area planted/ Opp beplant Ha 2022	1 st forecast/ 1 ^{ste} skatting Tons 2022	Area planted/ Opp beplant Ha 2021	Final crop/ Finale oes Tons 2021
Western Cape/Wes-Kaap	-	-	-	-
Northern Cape/Noord-Kaap	900	2 700	1 500	3 900
Free State/Vrystaat	21 000	33 600	16 000	26 450
Eastern Cape/Oos-Kaap	-	-	-	-
KwaZulu-Natal	-	-	50	50
Mpumalanga	-	-	-	-
Limpopo	2 000	5 600	3 000	6 900
Gauteng	-	-	-	-
North West/Noordwes	21 000	27 300	18 000	27 000
Total/Totaal	44 900	69 200	38 550	64 300

SORGHUM – REVISED AREA PLANTED AND FIRST PRODUCTION FORECAST: 2022**SORGHUM – HERSIENE OPPERVLAKTE EN EERSTE PRODUKSIESKATTING: 2022**

Province/ Provinsie	Area planted/ Opp beplant Ha 2022	1 st forecast/ 1 ^{ste} skatting Tons 2022	Area planted/ Opp beplant Ha 2021	Final crop/ Finale oes Tons 2021
Western Cape/Wes-Kaap	-	-	-	-
Northern Cape/Noord-Kaap	-	-	-	-
Free State/Vrystaat	7 800	31 200	10 500	45 675
Eastern Cape/Oos-Kaap	-	-	-	-
KwaZulu-Natal	200	840	500	2 300
Mpumalanga	8 000	40 000	9 400	57 325
Limpopo	15 000	51 000	17 000	61 200
Gauteng	200	800	300	1 350
North West/Noordwes	6 500	22 750	11 500	47 150
Total/Totaal	37 700	146 590	49 200	215 000

DRY BEANS – REVISED AREA PLANTED AND FIRST PRODUCTION FORECAST: 2022**DROëBONE – HERSIENE OPPERVLAKTE EN EERSTE PRODUKSIESKATTING: 2022**

Province/ Provinsie	Area planted/ Opp beplant Ha 2022	1 st forecast/ 1 ^{ste} skatting Tons 2022	Area planted/ Opp beplant Ha 2021	Final crop/ Finale oes Tons 2021
Western Cape/Wes-Kaap	100	150	100	150
Northern Cape/Noord-Kaap	600	1 200	350	700
Free State/Vrystaat	15 500	15 500	22 000	16 500
Eastern Cape/Oos-Kaap	200	300	200	300
KwaZulu-Natal	2 300	2 760	3 000	3 900
Mpumalanga	6 000	9 000	6 500	9 750
Limpopo	10 400	20 800	8 000	16 000
Gauteng	800	880	840	1 092
North West/Noordwes	7 000	9 100	6 400	9 280
Total/Totaal	42 900	59 690	47 390	57 672

CONFIDENTIALITY ISSUES that CEC members are committed to adhere to on the day of the meeting

- Personal items such as laptops, handbags, cell phones, etc. are not allowed in the venue during the meeting
- No member is allowed to leave the meeting before 12:00 in order to prevent disclosure of the information
- The embargo time for the release of crop estimates information is 14:30
- No member is allowed to discuss crop estimates information with anyone other than a member of the Committee before the embargo time
- Only the Chairperson, or a member appointed by the Chairperson, may release the figures to the media
- Members must regard the detail of any information that was collected for and/or discussed during the meeting, as confidential
- Individual information received for crop estimate purposes is treated strictly confidential, and is not divulged for any other purposes

**REVISED AREA ESTIMATE AND FIRST PRODUCTION FORECAST OF SUMMER CROPS (2022 PRODUCTION SEASON)/
HERSIENE OPPERVLAKTE- EN EERSTE PRODUKSIESKATTING VIR SOMERGEWASSE (2022 PRODUKSIE-SEISOEN)
28 FEBRUARY / FEBRUARIE 2022**

Summer field crops – 2022

Commercial maize: The revised area estimate for maize is 2 613 500 ha, which is 5,15% or 141 900 ha less than the 2 755 400 ha planted for the previous season, and 0,15% or 3 800 ha more than the preliminary area estimate of 2 609 700 ha released in January 2022.

The expected commercial maize crop is 14 527 950 tons, which is 10,95% or 1 787 050 tons less than the 16 315 000 tons of the previous season (2021). The yield for maize is 5,56 t/ha.

The area planted figures are mainly based on information obtained from the Producer Independent Crop Estimation System (PICES), conducted by the National Crop Statistics Consortium (NCSC) for Free State, KwaZulu-Natal, Mpumalanga, Limpopo, Gauteng and North West provinces.

Please note that information from the objective yield survey by the NCSC for the Mpumalanga province will be available in April 2022; and for the Free State and North West provinces in May 2022. The current yield figures are mainly obtained from producers in the different provinces.

The area estimate for **white maize** is 1 571 000 ha, which represents a decrease of 0,30% or 4 700 ha compared to the 1 575 700 ha planted last season. The production forecast of white maize is 7 535 100 tons, which is 12,38% or 1 064 900 tons less than the 8 600 000 tons of last season. The yield for white maize is 4,80 t/ha.

In the case of **yellow maize**, the area estimate is 1 042 500 ha, which is 1,97% or 21 000 ha less than the 1 063 500 ha planted last season. The yellow maize production forecast is 6 992 850 tons, which is 9,36% or 722 150 tons less than the 7 715 000 tons of last season. The yield for yellow maize is 6,71 t/ha.

Other summer crops:

Sunflower seed: The revised area estimate for sunflower seed is 655 700 ha, which is 37,23% or 177 900 ha more than the 477 800 ha planted the previous season. The production forecast for sunflower seed is 914 350 tons, which is 34,86% or 236 350 tons more than the 678 000 tons of the previous season. The expected yield is 1,39 t/ha.

Other crops: It is estimated that 915 300 ha have been planted to **soybeans**, which represents an increase of 10,66% or 88 200 ha compared to the 827 100 ha planted last season. The production forecast is 1 821 400 tons, which is 3,99% or 75 600 tons less than the 1 897 000 tons of the previous season. The expected yield is 1,99 t/ha.

For **groundnuts**, the area estimate is 44 900 ha, which is 16,47% or 6 350 ha more than the 38 550 ha planted for the previous season. The expected crop is 69 200 tons – which is 7,62% or 4 900 tons more than the 64 300 tons of last season. The expected yield is 1,54 t/ha.

The area estimate for **sorghum** decreased by 23,37% or 11 500 ha, from 49 200 ha to 37 700 ha against the previous season. The production forecast for sorghum is 146 590 tons, which is 31,82% or 68 410 tons less than the 215 000 tons of the previous season. The expected yield is 3,89 t/ha.

For **dry beans**, the area estimate is 42 900 ha, which is 9,47% or 4 490 ha less than the 47 390 ha planted for the previous season. The production forecast is 59 690 tons, which is 3,50% or 2 018 tons more than the 57 672 tons of the previous season. The expected yield is 1,39 t/ha.

Please note that the second production forecast for summer field crops for 2022 will be released on 28 March 2022.

Somergewasse – 2022

Kommersiële mielies: Die hersiene skatting van die oppervlakte onder mielies beloop 2 613 500 ha, wat 5,15% of 141 900 ha minder is as die 2 755 400 ha wat verlede seisoen aangeplant is, en 0,15% of 3 800 ha meer as die voorlopige oppervlakteskatting van 2 609 700 ha soos vrygestel in Januarie 2022.

Die verwagte kommersiële mielie-oes is 14 527 950 ton, wat 10,95% of 1 787 050 ton minder is as die 16 315 000 ton van die vorige seisoen (2021). Die opbrengs van mielies is 5,56 t/ha.

Die oppervlakte beplant syfers is hoofsaaklik verkry vanaf die Producente Onafhanklike Oesskattingstelsel (PICES), soos deur die Nasionale Oesskattingkonsortium gerapporteer vir Vrystaat, KwaZulu-Natal, Mpumalanga, Limpopo, Gauteng en Noordwes provinsies.

Neem kennis dat inligting van die objektiewe opbrengs-opname van die Konsortium vir die Mpumalanga provinsie, in April 2022 gerapporteer word en vir die Vrystaat en Noordwes provinsies in Mei 2022. Die huidige opbrengs syfers is hoofsaaklik verkry vanaf produsente in die verskillende provinsies.

Die oppervlak onder **witmielies** is 1 571 000 ha, wat 'n afname van 0,30% of 4 700 ha verteenwoordig vergeleke met die 1 575 700 ha die vorige seisoen. Die produksieskatting van witmielies is 7 535 100 ton, wat 12,38% of 1 064 900 ton minder is as die 8 600 000 ton van die vorige seisoen. Die opbrengs van witmielies is 4,80 t/ha.

In die geval van **geelmielies** is die oppervlakteskatting 1 042 500 ha, wat 1,97% of 21 000 ha minder is as die 1 063 500 ha geplant die vorige seisoen. Die produksieskatting van geelmielies is 6 992 850 ton, wat 9,36% of 722 150 ton minder is as die 7 715 000 ton van die vorige seisoen. Die opbrengs van geelmielies is 6,71 t/ha.

Ander somergewasse:

Sonneblomsaad: Die hersiene oppervlakteskatting vir sonneblomsaad is 655 700 ha, wat 37,23% of 177 900 ha meer is as die 477 800 ha aangeplant die vorige seisoen. Die produksieskatting vir sonneblomsaad is 914 350 ton, wat 34,86% of 236 350 ton meer is as die 678 000 ton van die vorige seisoen. Die verwagte opbrengs is 1,39 t/ha.

Ander gewasse: Die geskatte oppervlakte beplant met **sojabone** is 915 300 ha, wat 'n toename van 10,66% of 88 200 ha verteenwoordig vergeleke met die 827 100 ha geplant die vorige seisoen. Die produksieskatting is 1 821 400 ton, wat 3,99% of 75 600 ton minder is as die 1 897 000 ton van die vorige seisoen. Die verwagte opbrengs is 1,99 t/ha.

Vir **grondbone** is die oppervlakteskatting 44 900 ha, wat 16,47% of 6 350 ha meer is as die 38 550 ha geplant vir die vorige seisoen. Die verwagte grondbone-oes is 69 200 ton – 7,62% of 4 900 ton meer as die 64 300 ton van die vorige seisoen. Die verwagte opbrengs is 1,54 t/ha.

Die oppervlakteskatting vir **sorghum** het afgeneem met 23,37% of 11 500 ha, van 49 200 ha tot 37 700 ha teenoor die vorige seisoen. Die produksieskatting van sorghum is 146 590 ton – 31,82% of 68 410 ton minder as die 215 000 ton van die vorige seisoen. Die verwagte opbrengs is 3,89 t/ha.

Vir **droëbone** is die geskatte oppervlakte beplant 42 900 ha, wat 9,47% of 4 490 ha minder is as die 47 390 ha geplant vir die vorige seisoen. Die produksieskatting is 59 690 ton, wat 3,50% of 2 018 ton meer is as die 57 672 ton van die vorige seisoen. Die verwagte opbrengs is 1,39 t/ha.

Neem asseblief kennis dat die tweede produksieskatting vir somergewasse vir 2022, op 28 Maart 2022 vrygestel sal word.

The area estimate and final production estimate for winter cereals for the 2021 is hereby released. /
Hiermee word die oppervlakte- en finale produksieskatting vir wintergewasse vir 2021 vrygestel.

WINTER CEREALS – AREA PLANTED AND FINAL PRODUCTION ESTIMATE: 2021 PRODUCTION SEASON

WINTERGEWASSE - OPPERVLAKTE- EN FINALE PRODUKSIESKATTING: 2021 PRODUKSIE-SEISOEN

CROP/GEWAS	Area planted/ Opp beplant 2021 Ha (A)	Final forecast/ Finale skatting 2021 Tons (B)	6 th forecast/ 6 ^{de} skatting 2021 Tons (C)	Area planted/ Opp beplant 2020 Ha (D)	Final crop/ Finale oes 2020 Tons (E)	Change/ Verandering % (B) ÷ (C)
Commercial/Kommersieel:						
Wheat/Koring	523 500	2 257 205	2 209 255	509 800	2 120 000	+2,17
Malting barley/Moutgars	94 730	331 100	331 100	141 690	588 000	-
Canola/Kanola	100 000	197 000	197 000	74 120	165 200	-
Cereal oats/Hawermout	36 250	69 950	69 950	26 200	57 000	-
Sweet lupines/Soetlupine	22 000	28 600	28 600	N/a	N/a	-

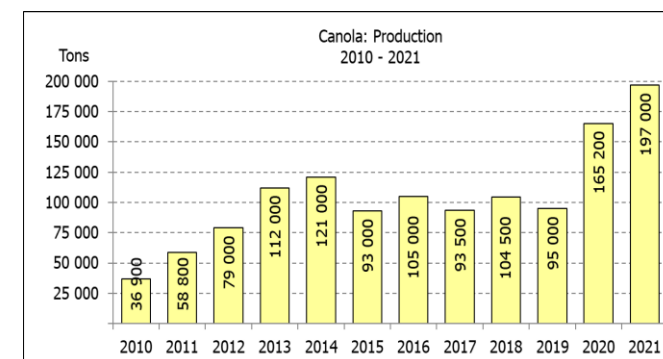
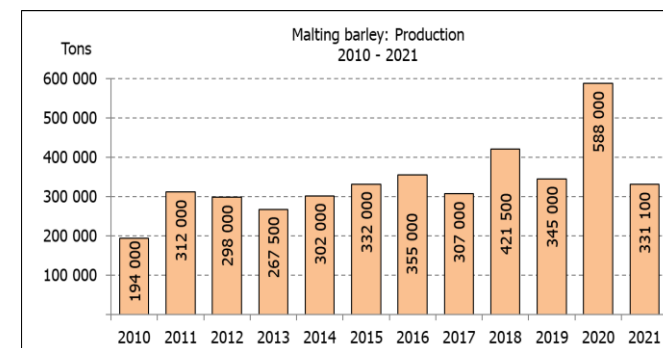
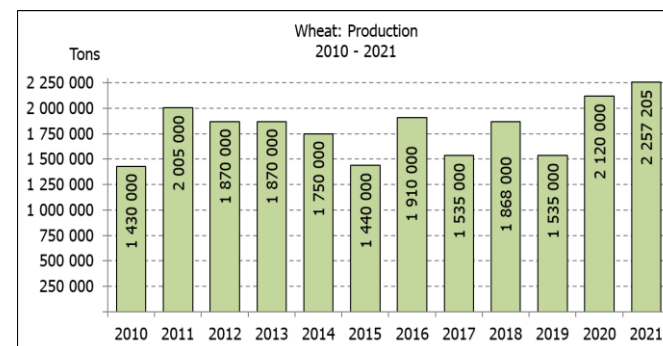
* Note: Estimate is for calendar year, e.g. production season 2021/22 = 2021

* Nota: Skatting is vir kalenderjaar, bv. produksie-seisoen 2021/22 = 2021

WHEAT – AREA PLANTED AND FINAL PRODUCTION ESTIMATE: 2021

KORING – OPPERVLAKTE- EN FINALE PRODUKSIESKATTING: 2021

Province/ Provinsie	Area planted/ Opp beplant Ha 2021	Final forecast/ Finale skatting Tons 2021	Area planted/ Opp beplant Ha 2020	Final crop/ Finale oes Tons 2020
Western Cape/Wes-Kaap	360 000	1 260 000	326 000	1 103 000
Northern Cape/Noord-Kaap	35 500	269 800	37 000	271 950
Free State/Vrystaat	70 000	353 500	94 000	413 600
Eastern Cape/Oos-Kaap	3 800	25 080	4 000	26 000
KwaZulu-Natal	8 500	53 975	7 800	48 360
Mpumalanga	4 100	27 470	3 000	19 500
Limpopo	26 500	172 250	23 000	147 200
Gauteng	1 100	6 930	1 300	8 190
North West/Noordwes	14 000	88 200	13 700	82 200
Total/Totaal	523 500	2 257 205	509 800	2 120 000



**AREA ESTIMATE AND FINAL PRODUCTION ESTIMATE OF WINTER CROPS (2022) /
OPPERVLAKTE- EN FINALE PRODUKSIESKATTING VAN WINTERGEWASSE (2022)
28 FEBRUARY/FEBRUARIE 2022**

Winter cereal crops - 2021 production season

Wheat: The expected production of wheat is 2,257 mill. tons, which is 2,17% or 47 950 tons more than the previous forecast of 2,209 mill. tons, whilst the expected yield is 4,31 t/ha. This is the largest expected wheat crop produced since 2002, when it was 2,427 mill. tons.

The expected production in the Western Cape is 1,260 mill. tons (56%), in the Free State 353 500 tons (16%) and in the Northern Cape 269 800 tons (12%).

Other crops: The production forecast for **malting barley** remained unchanged at 331 100 tons. The area planted is estimated at 94 730 ha, while the expected yield is 3,50 t/ha.

The expected **canola crop** also remained unchanged at 197 000 tons. This is the largest expected canola crop produced in the history of SA. The area estimate for canola is 100 000 ha, with an expected yield of 1,97 t/ha.

The expected crop for **oats (cereals)** for the 2021 season is 69 950 tons and the area planted is 36 250 ha. The expected yield is 1,93 t/ha.

In the case of **sweet lupines**, the production forecast remained unchanged at 28 600 tons. The area estimate of sweet lupines is 22 000 ha, with an expected yield of 1,30 t/ha.

Please note that the intentions to plant winter cereals for 2022 will be released on 26 April 2022.

Information is available on the internet at http://www.daff.gov.za/links/crop_estimates or <http://www.sagis.org.za>, as from **14:30** on the date of the relevant meeting of the Crop Estimates Committee.

Wintergewasse - 2021 produksie-seisoen

Koring: Die verwagte produksie vir koring is 2,257 milj. ton, wat 2,17% of 47 950 ton meer is as die vorige skatting van 2,209 milj. ton, terwyl die verwagte opbrengs 4,31 t/ha is. Dit is die grootste verwagte koringoes sedert 2002, toe dit 2,427 milj. ton was.

Die verwagte produksie in die Wes-Kaap is 1,260 milj. ton (56%), in die Vrystaat 353 500 ton (16%) en in die Noord-Kaap 269 800 ton (12%).

Ander gewasse: Die produksieskatting vir **moutgars** is onveranderd gelaat op 331 100 ton. Die oppervlakte beplant word beraam op 94 730 ha, terwyl die verwagte opbrengs 3,50 t/ha beloop.

Die verwagte **kanola-oes** is ook onveranderd gelaat op 197 000 ton. Dit is die grootste kanola-oes wat nóg geproduseer is in die geskiedenis van SA. Die oppervlakeskatting vir kanola is 100 000 ha, met 'n verwagte opbrengs van 1,97 t/ha.

Die verwagte oes vir **hawer (ontbytgraan)** vir die 2021-seisoen is 69 950 ton en die oppervlakeskatting is 36 250 ton. Die verwagte opbrengs is 1,93 t/ha.

In die geval van **soetlupine** is die produksieskatting onveranderd gelaat op 28 600 ton. Die oppervlakte beplant met soetlupine is 22 000 ha, en die verwagte opbrengs is 1,30 t/ha.

Neem asseblief kennis dat die voornemens om wintergewasse te plant vir 2022 op 26 April 2022 vrygestel sal word.

Inligting is beskikbaar op die internet by http://www.daff.gov.za/links/crop_estimates of by <http://www.sagis.org.za>, vanaf **14:30** op die dag van die toepaslike vergadering van die Oesskatting Komitee.

CONFIDENTIALITY ISSUES that CEC members are committed to adhere to on the day of the meeting

- Personal items such as laptops, handbags, cell phones, etc. are not allowed in the venue during the meeting.
- No member is allowed to leave the meeting before 12:00 in order to prevent disclosure of the information. The embargo time for the release of crop estimates information is 14:30.
- No member is allowed to discuss crop estimates information with anyone other than a member of the Committee before the embargo time. Only the Chairperson, or a member appointed by the Chairperson, may release the figures to the media.
- Members must regard the detail of any information that was collected for and/or discussed during the meeting, as confidential. Individual information received for crop estimate purposes is treated strictly confidential, and is not divulged for any other purposes.